

*Financial Statements of*

**FACILITY ASSOCIATION  
ALBERTA GRID RISK SHARING POOL**

*For the year ended October 31, 2018*

**FACILITY ASSOCIATION**  
**ALBERTA GRID RISK SHARING POOL**  
**Table of Contents**  
**October 31, 2018**

---

Independent Auditor's Report	1
Appointed Actuary's Report	3
Statement of Financial Position	4
Statement of Operations	5
Statement of Amounts Due from Members	6
Statement of Cash Flows	7
Notes to the Financial Statements	8-34

# Independent Auditor's Report

To the Members of  
Facility Association Alberta Grid Risk Sharing Pool

We have audited the accompanying financial statements of Facility Association Alberta Grid Risk Sharing Pool, which comprise the statement of financial position as at October 31, 2018, and the statement of operations, statement of amounts due from members and statement of cash flows for the year then ended, and a summary of significant accounting policies and other explanatory information.

## Management's Responsibility for the Financial Statements

Management is responsible for the preparation and fair presentation of these financial statements in accordance with International Financial Reporting Standards, and for such internal control as management determines is necessary to enable the preparation of financial statements that are free from material misstatement, whether due to fraud or error.

## Auditor's Responsibility


Our responsibility is to express an opinion on these financial statements based on our audit. We conducted our audit in accordance with Canadian generally accepted auditing standards. Those standards require that we comply with ethical requirements and plan and perform the audit to obtain reasonable assurance about whether the financial statements are free from material misstatement.

An audit involves performing procedures to obtain audit evidence about the amounts and disclosures in the financial statements. The procedures selected depend on the auditor's judgment, including the assessment of the risks of material misstatement of the financial statements, whether due to fraud or error. In making those risk assessments, the auditor considers internal control relevant to the entity's preparation and fair presentation of the financial statements in order to design audit procedures that are appropriate in the circumstances, but not for the purpose of expressing an opinion on the effectiveness of the entity's internal control. An audit also includes evaluating the appropriateness of accounting policies used and the reasonableness of accounting estimates made by management, as well as evaluating the overall presentation of the financial statements.

We believe that the audit evidence we have obtained is sufficient and appropriate to provide a basis for our audit opinion.

**Opinion**

In our opinion, the financial statements present fairly, in all material respects, the financial position of Facility Association Alberta Grid Risk Sharing Pool as at October 31, 2018, and its financial performance and its cash flows for the year then ended in accordance with International Financial Reporting Standards.

A handwritten signature in black ink that reads "Deloitte LLP". The letters are cursive and connected, with a stylized 'D' and 'L'.

Chartered Professional Accountants  
Licensed Public Accountants  
February 19, 2019



Ernst & Young LLP  
EY Tower  
100 Adelaide Street West, PO Box 1  
Toronto, ON M5H 0B3

Tel: +1 416 864 1234  
Fax: +1 416 864 1174  
ey.com

## APPOINTED ACTUARY'S REPORT

### To the Members of Facility Association Alberta Grid Risk Sharing Pool

I have valued the policy liabilities of the Facility Association Alberta Grid Risk Sharing Pool for its statement of financial position at 31 October 2018 and their changes in the statement of income for the year then ended in accordance with accepted actuarial practice in Canada, including selection of appropriate assumptions and methods.

In my opinion, the amount of policy liabilities makes appropriate provision for all policy obligations and the financial statements fairly present the results of the valuation.

Toronto, Ontario  
19 February 2019



---

Liam M. McFarlane  
Fellow, Canadian Institute of  
Actuaries

**FACILITY ASSOCIATION  
ALBERTA GRID RISK SHARING POOL  
Statement of Financial Position  
(in thousands of Canadian dollars)**


As at	Note	October 31, 2018	October 31, 2017
<b>ASSETS</b>			
Cash in bank		\$ 2,408	\$ 2,264
Accounts receivable from members	6	7,048	6,284
Accounts receivable from the Residual Market and Uninsured Automobile Funds, and other pools	6, 11	261	21
Other assets		4	2
Deferred policy acquisition costs	7	957	3,574
Funds held by members	9	-	360,961
Amounts due from members	9	467,721	69,968
		<b>\$ 478,399</b>	<b>\$ 443,074</b>

**LIABILITIES**

Accounts payable to members		\$ 9,147	\$ 8,285
Accounts payable to the Residual Market and Uninsured Automobile Funds, and other pools	11	514	247
Other accounts payable		53	38
Funds provided by members		27,531	-
Unearned premium liabilities	7	88,089	91,739
Provision for claims liabilities	8	353,065	342,765
		<b>\$ 478,399</b>	<b>\$ 443,074</b>

APPROVED BY THE BOARD

  
..... Director

  
..... Director

February 19, 2019  
..... Date

The attached notes form an integral part of these financial statements.

**FACILITY ASSOCIATION  
ALBERTA GRID RISK SHARING POOL  
Statement of Operations  
(in thousands of Canadian dollars)**

For the year ended October 31	Note	2018	2017
<b>UNDERWRITING REVENUE</b>			
Premiums written		\$ 157,320	\$ 156,557
Decrease (increase) in unearned premium liabilities		3,650	(9,484)
<b>PREMIUMS EARNED</b>		<b>160,970</b>	147,073
<b>UNDERWRITING EXPENSES</b>			
Claims and claims expenses incurred	10	147,536	156,119
Decrease in deferred policy acquisition costs		2,617	6,554
Expense allowance		46,541	45,469
<b>TOTAL UNDERWRITING EXPENSES</b>		<b>196,694</b>	208,142
<b>UNDERWRITING LOSS</b>		<b>(35,724)</b>	(61,069)
<b>ADMINISTRATIVE EXPENSES</b>	11	<b>1,068</b>	946
<b>DEFICIENCY OF REVENUE OVER EXPENSES</b>		<b>\$ (36,792)</b>	\$ (62,015)

The attached notes form an integral part of these financial statements.

**FACILITY ASSOCIATION  
ALBERTA GRID RISK SHARING POOL  
Statement of Amounts Due from Members  
(in thousands of Canadian dollars)**

---

<b>For the year ended October 31</b>	Note	<b>2018</b>	2017
<b>BALANCE AT BEGINNING OF YEAR</b>		<b>\$ (69,968)</b>	\$ (7,953)
Deficiency of revenue over expenses for the year		<b>(36,792)</b>	(62,015)
Cumulative surplus settled with members	9	<b>(360,961)</b>	-
<b>BALANCE AT END OF YEAR</b>		<b>\$ (467,721)</b>	\$ (69,968)

The attached notes form an integral part of these financial statements.



**FACILITY ASSOCIATION**  
**ALBERTA GRID RISK SHARING POOL**  
**Statement of Cash Flows**  
**(in thousands of Canadian dollars)**

<b>For the year ended October 31</b>	Note	<b>2018</b>	<b>2017</b>
<b>OPERATING</b>			
Deficiency of revenue over expenses		\$ (36,792)	\$ (62,015)
Adjustments for changes in operating assets and liabilities:			
Accounts receivable from members		(764)	(631)
Accounts receivable from the Residual Market and Uninsured Automobile Funds, and other pools		(240)	(1)
Other assets		(2)	-
Deferred policy acquisition costs		2,617	6,554
Funds held by members		360,961	19,188
Accounts payable to members		862	(81)
Accounts payable to the Residual Market and Uninsured Automobile Funds and other pools		267	19
Other accounts payable		15	7
Funds provided by members		27,531	-
Unearned premium liabilities		(3,650)	9,484
Provision for claims liabilities		10,300	26,781
Cumulative surplus settled with members	9	(360,961)	-
Cash generated from (used in) operating activities		\$ 144	\$ (695)
<b>INCREASE (DECREASE) IN CASH IN BANK DURING THE YEAR</b>		<b>144</b>	<b>(695)</b>
<b>CASH IN BANK, BEGINNING OF YEAR</b>		<b>2,264</b>	<b>2,959</b>
<b>CASH IN BANK, END OF YEAR</b>		<b>\$ 2,408</b>	<b>\$ 2,264</b>

The attached notes form an integral part of these financial statements.

**FACILITY ASSOCIATION**  
**ALBERTA GRID RISK SHARING POOL**  
**Notes to the Financial Statements**  
For the year ended October 31, 2018  
(in thousands of Canadian dollars)

---

**INDEX**

For ease of reference, an index of the notes to the financial statements is provided below.

<b>Notes</b>	<b>Page</b>
1. NATURE OF THE FACILITY ASSOCIATION.....	9
2. FORMATION AND OPERATION OF THE RESIDUAL MARKET SEGMENT, UNINSURED AUTOMOBILE FUNDS, AND RISK SHARING POOLS .....	10
3. SIGNIFICANT ACCOUNTING POLICIES .....	13
4. FUTURE ACCOUNTING STANDARDS.....	16
5. CRITICAL ACCOUNTING JUDGEMENTS AND KEY SOURCES OF ESTIMATION UNCERTAINTY .	18
6. ACCOUNTS RECEIVABLE .....	18
7. PROVISION FOR OTHER POLICY LIABILITIES; I.E., UNEARNED PREMIUM LIABILITIES, AND DEFERRED POLICY ACQUISITION COSTS.....	19
8. PROVISION FOR CLAIMS LIABILITIES.....	19
9. FUNDS PROVIDED BY MEMBERS.....	24
10. CLAIMS AND CLAIMS EXPENSES INCURRED.....	25
11. RELATED-PARTY TRANSACTIONS .....	25
12. FAIR VALUES .....	27
13. MANAGEMENT OF CAPITAL .....	27
14. RISKS AND RISK MANAGEMENT .....	27
15. AUTHORIZATION OF THE FINANCIAL STATEMENTS .....	34

# **FACILITY ASSOCIATION ALBERTA GRID RISK SHARING POOL**

## **Notes to the Financial Statements (continued)**

**For the year ended October 31, 2018  
(in thousands of Canadian dollars)**

---

### **1. NATURE OF THE FACILITY ASSOCIATION**

The Facility Association Alberta Grid Risk Sharing Pool (the “Alberta Grid RSP”) is managed by the Facility Association (the “Association”).

The Association, domiciled in Canada, is an unincorporated, non-profit association created on June 28, 1977. The Association manages and accounts for the operations of certain insurance pools on behalf of member insurance companies (individually a “member” and collectively the “members”). These insurance pools (collectively referred to as “insurance pools under management”) are further described in Note 2 and include the Facility Association Residual Market Segment (“FARM”); the Uninsured Automobile Funds (the “UAFs”) for New Brunswick, Newfoundland and Labrador, Prince Edward Island, and Nova Scotia; and the Risk Sharing Pools (the “RSPs”) for Ontario, Alberta (Grid and Non-Grid), New Brunswick, and Nova Scotia. The address of the Association’s registered office is 777 Bay Street, Suite 2400, Toronto, Ontario, Canada, M5G 2C8.

For the insurance pools under management, the results of the operations, including administration costs incurred by the Association, are allocated to members, who account for their share of the operations of the insurance pools under management in their own financial statements. Certain revenues and related expenses are not accounted for within the financial statements of these insurance pools under management; rather, they are incurred by members directly and recorded only in each member’s own financial statements. The related costs and revenues not accounted for in these financial statements are described in Note 2.

The Association’s Board of Directors (the “Board”) has the necessary power and authority to conduct the affairs of the Association, with the exception of those powers specifically reserved for or delegated to others by the Articles of Association, in accordance with the Association’s Plan of Operation (the “Plan”). The Association administers the sharing among members of the results of the operations of the insurance pools under management. Operating surpluses are provided to members, and operating deficits are funded by members in accordance with the Plan. Accounts receivable from members, funds held by members, amounts due from members, and accounts payable to members do not bear interest.

In accordance with the Plan, Article XV:

- 1. In the event of failure of any member, through insolvency or otherwise, to pay promptly its portion of any loss or expense after the Board shall have made written demand upon the member to pay such loss or expense, the Board shall report the delinquency to all members.*
- 2. If the loss or expense remains unpaid beyond a reasonable period, all of the other members, upon notification by the Board, shall promptly pay their respective shares of such loss or expense...*

Revenue associated with the RSPs is affected by the regulation of automobile premium rates through government regulatory authorities in the jurisdictions in which the Association operates. In general, the associated rate regulatory approval processes can result in the prescription of automobile premium rates at levels other than those individual members deem appropriate for the risks to be underwritten by them, including the risks transferred to the RSPs. To the extent that members regard premium rates in the general insurance marketplace to be inadequate, there will tend to be increased usage of the Association’s RSPs.

Claims costs are also influenced by actions of the governments of provinces and territories to the extent

# **FACILITY ASSOCIATION**

## **ALBERTA GRID RISK SHARING POOL**

### **Notes to the Financial Statements (continued)**

**For the year ended October 31, 2018**  
**(in thousands of Canadian dollars)**

---

#### **1. NATURE OF THE FACILITY ASSOCIATION (continued)**

that the nature and extent of benefits and other requirements that affect claims costs and the settlement process are specified in legislation or regulations.

The impact on the financial performance and financial position of the RSPs of such government and regulator future actions, whether in relation to rate approval processes, product reform, or other such action, is not determinable.

#### **2. FORMATION AND OPERATION OF THE RESIDUAL MARKET SEGMENT, UNINSURED AUTOMOBILE FUNDS, AND RISK SHARING POOLS**

The operations of the Association are conducted in accordance with the Plan approved by the members. As authorized by statute within each of the jurisdictions noted below, every insurer licensed to write automobile liability insurance is a member of the Association by operation of law.

The Association manages a segment of the members' insurance business. The results of this business flow from the insurance pools under management and are incorporated into the members' overall results, where applicable. The insurance pools under management are as follows:

- The FARM provides a residual automobile insurance market for owners and operators of motor vehicles required by law to have insurance who may otherwise have difficulty obtaining such insurance in the following provinces and territories: Alberta, Ontario, Nova Scotia, Prince Edward Island, New Brunswick, Newfoundland and Labrador, Yukon, Northwest Territories, and Nunavut.

Legislation enabling operations of the FARM came into effect as follows:

- in Alberta on October 1, 1979, under *The Alberta Insurance Act*;
- in Ontario on December 1, 1979, under *An Act to Provide for Compulsory Automobile Insurance*;
- in Nova Scotia on July 1, 1981, under *The Nova Scotia Insurance Act*;
- in Prince Edward Island on September 1, 1982, under *The Prince Edward Island Insurance Act*;
- in New Brunswick on July 1, 1983, under *The New Brunswick Insurance Act*;
- in Newfoundland and Labrador on November 1, 1985, under *The Newfoundland Insurance Act*;
- in the Yukon on April 30, 1986, under *The Insurance Act of the Yukon*;
- in the Northwest Territories on December 1, 1986, under *The Northwest Territories Insurance Act*; and
- in Nunavut on April 1, 1999, under *The Nunavut Insurance Act*.

Risks cannot be underwritten through the FARM unless they qualify as a residual market risk as defined in the Plan. All underwriting and claims settlement activities are conducted by a small number of members designated as servicing carriers. The servicing carrier who issues the initial policy remains responsible for servicing the policy, including any settlement of claims that may

**FACILITY ASSOCIATION**  
**ALBERTA GRID RISK SHARING POOL**  
**Notes to the Financial Statements (continued)**  
For the year ended October 31, 2018  
(in thousands of Canadian dollars)

---

**2. FORMATION AND OPERATION OF THE RESIDUAL MARKET SEGMENT,  
UNINSURED AUTOMOBILE FUNDS, AND RISK SHARING POOLS (continued)**

arise from the policy. Servicing carriers are compensated through operating fees, in respect of their underwriting and general administrative services, and claims servicing fees, all of which are specified in the Plan.

Members share in the experience of the FARM in accordance with their participation ratio, reflecting their share of the market by jurisdiction, business segment, and accident year in accordance with relevant provisions of the Plan.

- The UAFs for New Brunswick, Newfoundland and Labrador, Prince Edward Island, and Nova Scotia fund valid claims for damages made by persons who cannot obtain satisfaction for damages under a contract of automobile insurance and where there is no other insurance or where other insurance is inadequate with respect to the damages claimed.

The UAFs commenced operations as follows:

- in New Brunswick on March 1, 1990;
- in Newfoundland and Labrador on July 1, 1994;
- in Prince Edward Island on July 14, 1994; and
- in Nova Scotia on July 1, 1996.

The UAFs are governed by the respective provincial insurance acts. The responsibilities of the Association are to manage claims recording, claims adjustment, and payment processes; to allocate to members their share of the experience; and to assess members to fund underwriting deficits. Members share in the experience of the UAFs in accordance with their participation ratio, reflecting their share of the market by jurisdiction and accident year in accordance with relevant provisions of the Plan.

- The RSPs operating in Ontario, Alberta (Grid and Non-Grid), New Brunswick, and Nova Scotia provide a means for members to transfer certain of the private passenger use automobile insurance policies they underwrite in the respective jurisdiction.

The RSPs were established under the Plan. For risks that qualify for an RSP, members issue insurance policies on their own accounts and may transfer the whole of the policy or a portion thereof to an RSP, in accordance with the transfer rules set out in the Plan. The member that issues the initial policy (i.e., the primary writer) remains responsible for servicing the policy, including any settlement of claims that may arise from the policy. The Association funds the operations of the RSP through a monthly sharing among members of the net of premiums received, and the claims and expenses paid.

- The Ontario Risk Sharing Pool ("Ontario RSP") has operated since January 1, 1993, and is composed of private passenger business as defined in the Plan. Ontario members share in the experience of the Ontario RSP by accident year in relation to their share of the Ontario private passenger market and their usage of the Ontario RSP weighted at 50% each in accordance with the relevant provisions of the Plan.

**FACILITY ASSOCIATION**  
**ALBERTA GRID RISK SHARING POOL**  
**Notes to the Financial Statements (continued)**  
**For the year ended October 31, 2018**  
**(in thousands of Canadian dollars)**

---

**2. FORMATION AND OPERATION OF THE RESIDUAL MARKET SEGMENT,  
UNINSURED AUTOMOBILE FUNDS, AND RISK SHARING POOLS (continued)**

- The two Alberta Risk Sharing Pools (“Alberta RSPs”) commenced operations on October 1, 2004. The Grid Pool provides a means for Alberta members to transfer private passenger use automobile insurance policies that are subject to the statutory maximum premium. The Non-Grid Pool provides a means for Alberta members to transfer certain private passenger use automobile insurance policies they underwrite that are not subject to the statutory maximum premium. Members share in the experience of the Alberta RSPs by accident year in relation to their share of the Alberta private passenger market in accordance with the relevant provisions of the Plan.
- The New Brunswick Risk Sharing Pool (“New Brunswick RSP”) commenced operations on January 1, 2005. This RSP provides a means for New Brunswick members to transfer certain private passenger use automobile insurance policies they underwrite that are eligible for the “First Chance” discount mandated by law in that province. Members share in the experience of the New Brunswick RSP by accident year in relation to their share of the New Brunswick private passenger market in accordance with the relevant provisions of the Plan.
- The Nova Scotia Risk Sharing Pool (“Nova Scotia RSP”) commenced operations on January 1, 2007. This RSP provides a means for Nova Scotia members to transfer certain private passenger use automobile insurance policies they underwrite that are rated for drivers licensed less than six years with a clean record in that province. Members share in the experience of the Nova Scotia RSP by accident year in relation to their share of the Nova Scotia private passenger market in accordance with the relevant provisions of the Plan.

All of the premiums of the insurance pools under management are allocated to members, who are required by the Office of the Superintendent of Financial Institutions (“OSFI”) to record these premiums in their accounting records as direct written premiums. Under provincial regulation, members are required to pay premium taxes, and health and other levies, directly to the provinces based on these direct written premiums. Members also incur other costs, such as membership dues to industry organizations, where such other costs are derived based on direct written premiums. Accordingly, these costs are not recorded in the accounting records of the insurance pools under management. Similarly, investment income earned with respect to funds of the insurance pools under management that are held by members is also not reflected in these financial statements.

The financial statements contained herein are for the Alberta Grid RSP operations of the Association and account for the financial results of the risks transferred to the Alberta Grid RSP and the cost of managing the participation of members in sharing the associated results. These financial statements do not account for any expenses incurred or revenue earned directly by members in respect to their participation.

The results of the operations and financial position of the FARM, UAFs, and other RSPs are not included in these financial statements. Separate financial statements are prepared by management for the FARM and UAFs, and for each of the other RSPs.

**FACILITY ASSOCIATION**  
**ALBERTA GRID RISK SHARING POOL**  
**Notes to the Financial Statements (continued)**  
**For the year ended October 31, 2018**  
**(in thousands of Canadian dollars)**

---

**3. SIGNIFICANT ACCOUNTING POLICIES**

The accompanying financial statements have been prepared by management in accordance with International Financial Reporting Standards ("IFRS"). The presentation currency used for the preparation of these financial statements is Canadian dollars, the same as the functional currency, rounded to the nearest thousand.

Assets and liabilities presented in the statement of financial position comprise both current amounts (expected to be recovered or settled within twelve months after the reporting date) and non-current amounts (expected to be recovered or settled more than twelve months after the reporting date). For those assets and liabilities that comprise both current and non-current amounts, information regarding the amount of the item that is expected to be outstanding for more than twelve months is shown separately in the notes from amounts outstanding twelve months or less.

The significant accounting policies adopted are summarized in sections 3(a) to (k), below.

(a) Product classification

Insurance contracts are those contracts under which the insurer accepts significant insurance risk from the policyholder by agreeing to compensate the policyholder if a specified uncertain future event adversely affects the policyholder.

The Alberta Grid RSP's insurance products are standard automobile insurance contracts within Alberta. All of the Alberta Grid RSP's insurance products contain significant insurance risk, and there are no financial risks that are required to be presented separately.

(b) Financial instruments

*Financial assets*

Financial assets are classified as loans and receivables, or held at fair value through profit or loss. Transaction costs are capitalized into the carrying amount of loans and receivables.

- Loans and receivables

Loans and receivables are measured at amortized cost using the effective interest method. The Alberta Grid RSP has classified accounts receivable from members, accounts receivable from other pools, other assets, funds held by members, and amounts due from members as loans and receivables. Management considers the carrying amount of these loans and receivables a reasonable approximation of the fair value of the assets.

The loans and receivables are presented net of any provision for impairment. The recoverability of accounts receivable is assessed on an ongoing basis, and provision for impairment is made based on objective evidence and having regard to past default experience. The impairment charge is recognized in the statement of operations. Accounts receivable that management considers uncollectible are written off in the period in which the amount is considered uncollectible.

**FACILITY ASSOCIATION**  
**ALBERTA GRID RISK SHARING POOL**  
**Notes to the Financial Statements (continued)**  
**For the year ended October 31, 2018**  
**(in thousands of Canadian dollars)**

---

**3. SIGNIFICANT ACCOUNTING POLICIES (continued)**

- Cash in bank

Cash in bank represents cash balances at Canadian Schedule I banks.

*Financial liabilities*

Financial liabilities are measured at amortized cost using the effective interest method. They include accounts payable to members; accounts payable to the FARM, UAFs, and other pools; other accounts payable. Gains and losses are reported in the statement of operations in the period in which the liability is derecognized.

The fair values of amounts due to members reflect the results of operations shared by members. These amounts are due on demand and, accordingly, management considers that the carrying amounts approximate fair value.

- (c) Premiums earned

Premiums are deferred until earned. Premiums are included in revenue on a daily pro rata basis over the term of policies while in force.

- (d) Unearned premium liabilities and deferred policy acquisition costs

Unearned premium liabilities represent the deferral portion of the premiums written related to the unexpired terms of coverage.

Deferred policy acquisition costs are member expense allowances (which include commissions) related to the costs incurred by members in acquiring the insurance policies the member subsequently transfers to the Alberta Grid RSP (see Note 3[h]). The expenses are deferred in relation to the unexpired portion of policies in force, subject to a test of recoverability. Premium tax is not a deferrable expense for the purpose of the Alberta Grid RSP's financial statements because premium taxes are not included in these financial statements. Such taxes are assessed and paid by individual members on the basis of their direct written premiums, which include their share of the Alberta Grid RSP's premiums written.

A determination is made by the Alberta Grid RSP's Actuary (the "Actuary") on whether the unearned premium liabilities are sufficient to cover the unrecorded claims and the deferred policy acquisition costs that relate to the unexpired portion of the policies in force at fiscal year-end. Any identified premium deficiency is recognized as an expense in the statement of operations and as a reduction to the deferred policy acquisition costs, or as an increase in the previously recognized premium deficiency reserve, in the statement of financial position. A separate provision is established for the amount of the deficiency, if any, that exceeds the deferred policy acquisition costs.

When the above liability adequacy test is performed, the estimate of the unrecorded claims amount associated with unexpired exposure is on an actuarial present value basis to reflect the time value of money and include explicit provisions for adverse deviations, in accordance with accepted actuarial practice in Canada.



**FACILITY ASSOCIATION**  
**ALBERTA GRID RISK SHARING POOL**  
**Notes to the Financial Statements (continued)**  
**For the year ended October 31, 2018**  
**(in thousands of Canadian dollars)**

---

**3. SIGNIFICANT ACCOUNTING POLICIES (continued)**

(e) Provision for claims liabilities

An estimate of the amount required to pay all outstanding claims (whether reported or not) and related applicable expense amounts in connection to the Alberta Grid RSP is included in these financial statements. The provision is determined by the Actuary, using accepted actuarial estimation techniques. These techniques take into consideration prior claims experience and estimates of future trends in the severity of claims settlements. Assumptions were selected on the basis of the historical experience of the Alberta Grid RSP, supplemented as appropriate by the experience of the voluntary market in Alberta. Claims-related balances are carried on an actuarial present value basis to reflect the time value of money and include explicit provisions for adverse deviations in accordance with actuarial practice accepted in Canada. Accordingly, the discount rate selected to reflect the time value of money is based on the expected return on assets supporting the liabilities. As the supporting assets are non-interest bearing, a discount rate of 0.0% has been selected.

The initial estimate for the appropriate provision for amounts in relation to claims incurred but not reported and for the development on known claims (collectively referred to as "IBNR") is based on data valued as at September 30. As the Association's annual financial statements are presented as at October 31, the initial estimate of the provision includes consideration of expected claims activity during the month of October. Claims activity during the month of October consists of recording of claims unrecorded at September 30 ("unknown" or "unreported" claims, including claims occurring during the month of October and development on claims already recorded or "known" as at September 30). The initial estimate derived as part of the valuation process is adjusted based on the deviation between the actual claims reported activity during the month and the expected activity underlying the initial estimate of the provision.

(f) Amounts due from members

Amounts due from members are recognized as a financial asset of the Alberta Grid RSP and, accordingly, are recorded at the amounts receivable at the date of the statement of financial position. Amounts due from members do not bear interest.

During fiscal year 2018, based on discussions with the Audit & Risk Committee of the Board which acts on behalf of the members, management determined that the "Funds provided by members" represents the portion of net operating results that have been distributed in cash to members as partial settlements. Accordingly, the "Funds provided by members" should be netted against the "Amounts due from members" given the legal right of offset and the settlement of such balances on a net basis. This change has been made prospectively effective November 1, 2017. The amount shown in the Statement of Amounts Due from Members, as "Cumulative surplus settled with members," is the portion of the net operating results that have been settled with members.

(g) Funds held by members

When transfers of total paid losses, paid expenses, and administrative expenses exceed total premiums transferred to the members within an RSP, a net cash outflow is charged to the members and the amount paid is accounted for as "Funds provided by members." This represents a partial settlement (cash items only) of net operating income.

**FACILITY ASSOCIATION**  
**ALBERTA GRID RISK SHARING POOL**  
**Notes to the Financial Statements (continued)**  
For the year ended October 31, 2018  
(in thousands of Canadian dollars)

---

**3. SIGNIFICANT ACCOUNTING POLICIES (continued)**

During fiscal year 2018, based on discussions with the Audit & Risk Committee of the Board which acts on behalf of the members, management determined that because the funds provided by members represent operating results already distributed to members (settlement of the cash components of net operating results), they should be presented in the Association's financial statements netted against "Amounts due from members." Netting the "Amounts provided by members" against "Amounts due from members" would recognize the partial settlement of the net operating loss with members, which is permanent (see Note 9). The change is made prospectively effective November 1, 2017, to present the related net amounts in the Association's financial statements.

(h) Expense allowance

In accordance with the Plan, members transferring risks to the Alberta Grid RSP are reimbursed, through an expense allowance, for their operating and claims adjusting costs. The expense allowance is charged to operations when the premiums are written. Such expense allowance is subject to deferral as described in Note 3(d). The expense allowance is determined annually by the Board in consultation with the Alberta Superintendent of Insurance.

(i) Management judgements and estimation uncertainty

The preparation of financial statements in accordance with IFRS requires management to make estimates and assumptions that affect the reported amount of assets and liabilities and disclosure of contingencies at the date of the financial statements and the reported amounts of revenues and expenses during the reporting period.

Significant estimates and assumptions are made in the areas of determining the provision for unpaid and unreported claims and fair value of financial instruments (see Note 5). Actual results may differ materially from those estimates.

(j) Income taxes

No provision for income taxes is recorded in these financial statements. The results of operations of the insurance pools under management, including administrative expenses incurred by the Alberta Grid RSP, are included in the members' income for tax assessment purposes.

(k) Related-party transactions

Related-party transactions are considered to be in the normal course of business and are initially recognized at the exchange amount as agreed to between the related parties.

**4. FUTURE ACCOUNTING STANDARDS**

The Association has not applied the following IFRS standards that have been issued but are not yet effective:

- IFRS 9 *Financial Instruments*

IFRS 9 *Financial Instruments* ("IFRS 9") issued on July 24, 2014, is the International Accounting

**FACILITY ASSOCIATION**  
**ALBERTA GRID RISK SHARING POOL**  
**Notes to the Financial Statements (continued)**  
**For the year ended October 31, 2018**  
**(in thousands of Canadian dollars)**

---

**4. FUTURE ACCOUNTING STANDARDS (continued)**

Standards Board's ("IASB's") replacement of IAS 39 *Financial Instruments: Recognition and Measurement* ("IAS 39"). The standard includes requirements for recognition and measurement, impairment, derecognition, and general hedge accounting. The IASB completed its project to replace IAS 39 in phases, adding to the standard as it completed each phase. IFRS 9 is mandatorily effective for periods beginning on or after January 1, 2018, with early adoption permitted (subject to local regulatory requirements). Since the Association has not previously applied any version of IFRS 9 and its predominant activity is issuing contracts within the scope of IFRS 4 *Insurance Contracts* ("IFRS 4"), it has decided to adopt the deferral approach, which permits an entity to continue to apply IAS 39 rather than IFRS 9 for annual reporting periods, until the new insurance contract standard IFRS 17 becomes mandatorily effective. The Association is assessing the impact of this standard on its financial statements.

- IFRS 16 *Leases*

IFRS 16 *Leases* ("IFRS 16") was issued on January 13, 2016 and applies to annual reporting periods beginning on or after January 1, 2019. Under a premises arrangement that the Association has with the Insurance Bureau of Canada ("IBC") with respect to office space, the Association staff are permitted by IBC to occupy a percentage of two premises leased by IBC at its Atria and 777 Bay locations. In return, the Association is required to pay its share of the lease costs incurred by IBC under those leases, in direct proportion to the space the Association occupies. The Association is also required to pay a share of the common area. Both costs are determined based on the percentage of the total space occupied by the Association. An amount so calculated is charged monthly to the Association by IBC on a lease cost recovery basis only, i.e. there is no mark up for profit in the amounts charged to the Association. While there is no legal obligation requiring IBC to continue its premises arrangement with the Association, this is a longstanding agreement and historically, the Association has run out the term of the lease when co-occupying premises with IBC, typically a 5 or 10 year period. Based on the current premises arrangement with IBC, the Association estimates its share of the cost of total space occupied for one year to be \$483. The Association is assessing the impact of this standard on its financial statements.

- IFRS 17 *Insurance Contracts*

IFRS 17 *Insurance Contracts* ("IFRS 17") issued on May 18, 2017, supersedes IFRS 4. IFRS 17 establishes principles for the recognition, measurement, presentation, and disclosure of insurance contracts issued. It also requires similar principles to be applied to reinsurance contracts held and investment contracts with discretionary participation features issued. The objective is to ensure that entities provide relevant information in a way that faithfully represents those contracts. IFRS 17 is effective for annual reporting periods beginning on or after January 1, 2021, with early adoption permitted (subject to local regulatory requirements). On November 14, 2018, the IASB proposed to delay the implementation of IFRS 17 by one year to January 1, 2022. The proposed deferral is subject to public consultation, which is expected in 2019. Therefore, the Association is required to adopt this standard when it becomes mandatorily effective. The Association is assessing the impact of this standard on its financial statements.

**FACILITY ASSOCIATION**  
**ALBERTA GRID RISK SHARING POOL**  
**Notes to the Financial Statements (continued)**  
**For the year ended October 31, 2018**  
**(in thousands of Canadian dollars)**

---

**5. CRITICAL ACCOUNTING JUDGEMENTS AND KEY SOURCES OF ESTIMATION  
UNCERTAINTY**

In the process of applying the Alberta Grid RSP's accounting policies (described in Note 3), management is required to make judgements, estimates, and assumptions about the carrying amounts of assets and liabilities. The estimates and associated assumptions are based on historical experience and other factors that are considered to be relevant. Actual results may differ from these estimates.

The estimates and underlying assumptions are reviewed on an ongoing basis. Revisions to accounting estimates are recognized in the period in which the estimate is revised if the revision affects only that period, or in the period of the revision and future periods if the revision affects both current and future periods.

*Critical judgements in applying accounting policies*

The following are the critical judgements and estimations that management has made in the process of applying the Alberta Grid RSP's accounting policies and that have the most significant effect on the amounts recognized in the Alberta Grid RSP's financial statements.

Valuation of liabilities of automobile insurance contracts

The Actuary is appointed by the Board. With respect to the preparation of these financial statements, the Actuary is required to carry out a valuation of the Alberta Grid RSP policy liabilities and report thereon to the members. The valuation is carried out in accordance with accepted actuarial practice in Canada. The scope of the valuation encompasses only the policy liabilities. The policy liabilities consist of claims liabilities (being a provision for unpaid claims and associated adjustment expenses on the expired portion of policies, whether such claims are reported or not) and other policy liabilities (being a provision for future obligations on the unexpired portion of policies).

In performing the valuation of the liabilities for these inherently variable future events, the Actuary makes assumptions as to future rates of claim frequency and severity, inflation, expenses, and other matters, taking into consideration the circumstances of the Alberta Grid RSP and the nature of the insurance policies. Procedures are put in place by the Actuary to ensure that the data used in the valuation is sufficient and reliable for the valuation of policy liabilities. The Actuary also makes use of the management information provided by the Alberta Grid RSP and considers the work of the internal and external auditors with respect to the Alberta Grid RSP's underlying data used in the valuation. IBNR is based on valuation data as at September 30, 2018, and an estimate of expected claims activity for the month of October 2018. The valuation is necessarily based on estimates and, consequently, the final values may vary significantly from those estimates.

**6. ACCOUNTS RECEIVABLE**

Accounts receivable from members, accounts receivable from other insurance pools under the Association's administration, and other assets are non-interest bearing and are normally settled between thirty days and twelve months. Management considers the net carrying amount of accounts receivable, net of provision for doubtful accounts, to be a reasonable approximation of the fair value of the assets because of the short-term nature of the assets. A portion of the receivables balance is due from related parties (see Note 11), which is considered to be fully recoverable. As at October 31, 2018, the amount of allowance is \$0 (2017: \$0) and the recorded impairment is \$0 (2017: \$0).

**FACILITY ASSOCIATION**  
**ALBERTA GRID RISK SHARING POOL**  
**Notes to the Financial Statements (continued)**  
For the year ended October 31, 2018  
(in thousands of Canadian dollars)

**7. PROVISION FOR OTHER POLICY LIABILITIES; I.E., UNEARNED PREMIUM LIABILITIES, AND DEFERRED POLICY ACQUISITION COSTS**

(a) Reconciliation of movements in unearned premium liabilities for the fiscal year

	<u>2018</u>	<u>2017</u>
Unearned premium liabilities, beginning of year	\$ 91,739	\$ 82,255
Changes due to:		
add premiums written	157,320	156,557
less premiums earned	(160,970)	(147,073)
Unearned premium liabilities, end of year	<u>\$ 88,089</u>	<u>\$ 91,739</u>

(b) Liability adequacy test/premium deficiency reserve

The Actuary uses current estimates of future cash flows under the Alberta Grid RSP's insurance contracts to assess at the end of each reporting period whether the unearned premium liabilities (after adjustment for related deferred policy acquisition costs) are adequate. Where the assessment indicates that the carrying amount (after adjustment) is inadequate in light of all current estimates of all future contractual cash flows, the entire deficiency (or change in deficiency, where a deficiency existed in the prior period) is recognized in the statement of operations.

(c) Reconciliation of movements in deferred policy acquisition costs

	<u>2018</u>	<u>2017</u>
Deferred policy acquisition costs, beginning of year	\$ 3,574	\$ 10,128
Changes due to:		
change in unearned premium liabilities	(142)	1,168
change in future costs and/or deferrable amounts, relative to unearned premium liabilities	(2,475)	(7,722)
Deferred policy acquisition costs, end of year	<u>\$ 957</u>	<u>\$ 3,574</u>

**8. PROVISION FOR CLAIMS LIABILITIES**

(a) Composition of claims liabilities for the twelve-month accident period ended October 31, unless otherwise noted

	<u>2018</u>	<u>2017</u>
Case reserves	\$ 192,465	\$ 201,447
IBNR	124,262	106,177
	<u>\$ 316,727</u>	<u>\$ 307,624</u>
Actuarial present value adjustments	36,338	35,141
Claims liability	<u>\$ 353,065</u>	<u>\$ 342,765</u>

**FACILITY ASSOCIATION**  
**ALBERTA GRID RISK SHARING POOL**  
**Notes to the Financial Statements (continued)**  
For the year ended October 31, 2018  
(in thousands of Canadian dollars)

---

**8. PROVISION FOR CLAIMS LIABILITIES (continued)**

As at October 31, 2018, the claims liabilities prior to actuarial present value adjustments include **\$235,528** (2017: \$230,644), which is expected to be settled (paid) more than twelve months after the reporting date.

The actuarial present value adjustments are comprised of provisions for discounting, adverse deviations in investment returns, and adverse deviations in claims development. The discount provision of **\$0** (2017: \$0) is estimated by the application of a **0.0%** (2017: 0.0%) discount rate to the expected cash flows of the claims liability prior to actuarial present value adjustments (shown in the table above). The discount rate is determined based on the expected return on assets supporting the liabilities. The provision for adverse deviation in investment returns of **\$0** (2017: \$0) is estimated as the difference in the discount provision if a rate of 0 basis points (2017: 0) lower was used. Finally, the provision for adverse deviations in claims development, **\$36,338** (2017: \$35,141), is derived by application of Margins for Adverse Deviations ("MfADs") to the claims liability prior to actuarial present value adjustments, adjusted to include the effect of the discount provision. The estimated impacts of changes in assumptions are presented in a table in Note 8(d)(ii).

(b) Activity in claims liabilities

	<u>2018</u>	<u>2017</u>
Provision for claims liabilities, beginning of year	\$ 342,765	\$ 315,984
Incurred for:		
current year's claims	157,378	145,654
prior years' claims	(9,842)	10,465
Payments attributable to:		
current year's claims	(49,267)	(46,651)
prior years' claims	(87,969)	(82,687)
<b>Provision for claims liabilities, end of year</b>	<b>\$ 353,065</b>	<b>\$ 342,765</b>

(c) Claims development table

The table on the following page presents changes in the historical claims liabilities (prior to actuarial present value adjustments) that were established in 2008 and prior and the associated provision arising in each subsequent accident year. This table is presented on both a gross and net-of-reinsurance basis because there is no reinsurance ceded.

The top (provisions) triangle of the table presents the estimated claims liabilities pertaining to each accident year as at each statement of financial position date. The lower (paid) triangle of the table presents the amounts paid against those claims liabilities in each subsequent accounting period. The estimated claims liabilities change as more information becomes known about the actual claims for which the initial provisions were set up.

**FACILITY ASSOCIATION**  
**ALBERTA GRID RISK SHARING POOL**  
**Notes to the Financial Statements (continued)**  
For the year ended October 31, 2018  
(in thousands of Canadian dollars)

**8. PROVISION FOR CLAIMS LIABILITIES (continued)**

	2018	2017	2016	2015	2014	2013	2012	2011	2010	2009	2008 and prior	Total
<b>Claims liability<sup>1</sup> - At end of fiscal accident year<sup>2</sup></b>	\$ 96,550	\$ 88,490	\$ 70,610	\$ 65,775	\$ 59,181	\$ 55,400	\$ 61,964	\$ 74,035	\$ 80,268	\$ 108,871	\$ 368,060	
<b>Revised estimates</b>												
1 year later		89,179	90,188	86,039	70,489	65,687	77,415	66,671	79,442	85,563	312,847	
2 years later			91,830	86,383	77,577	63,640	85,650	74,185	77,183	79,951	299,529	
3 years later				87,177	76,171	68,568	82,562	77,952	81,824	88,567	307,736	
4 years later					74,845	68,745	86,171	75,301	83,108	87,565	324,877	
5 years later						67,285	84,940	76,546	79,324	88,316	320,232	
6 years later							83,897	75,680	80,346	85,248	324,230	
7 years later								76,115	80,825	84,493	321,748	
8 years later									80,721	84,568	322,121	
9 years later										84,281	322,999	
10 years later											324,181	
Current estimates	\$ 96,550	\$ 89,179	\$ 91,830	\$ 87,177	\$ 74,845	\$ 67,285	\$ 83,897	\$ 76,115	\$ 80,721	\$ 84,281	\$ 324,181	
<b>Payments in subsequent periods</b>												
1 year later		\$ 22,195	\$ 23,414	\$ 23,393	\$ 22,962	\$ 22,911	\$ 29,207	\$ 22,993	\$ 29,018	\$ 21,965	\$ 85,976	
2 years later			16,193	11,703	10,128	7,993	10,826	8,141	6,698	10,198	55,936	
3 years later				13,062	10,402	7,203	9,648	7,532	10,506	10,864	43,680	
4 years later					7,840	8,824	8,794	7,989	9,779	11,739	45,598	
5 years later						8,215	9,672	9,495	8,802	12,034	33,024	
6 years later							5,693	6,772	5,601	6,931	19,702	
7 years later								5,968	3,159	4,196	17,474	
8 years later									2,241	2,642	9,742	
9 years later										2,031	6,099	
10 years later											4,531	
Cumulative payments	\$ 22,195	\$ 39,607	\$ 48,158	\$ 51,332	\$ 55,146	\$ 73,840	\$ 68,890	\$ 75,804	\$ 82,600	\$ 321,762		
Deficiency/(redundancy) recognized in 2018	\$ 689	\$ 1,642	\$ 794	\$ (1,326)	\$ (1,460)	\$ (1,043)	\$ 435	\$ (104)	\$ (287)	\$ 1,182	\$ 522	
Reconciliation to the statement of financial position												
<b>Claims liability<sup>1</sup></b>	\$ 96,550	\$ 66,984	\$ 52,223	\$ 39,019	\$ 23,513	\$ 12,139	\$ 10,057	\$ 7,225	\$ 4,917	\$ 1,681	\$ 2,419	\$ 316,727
Actuarial present value adjustments												36,338
<b>Claims liability</b>												<u>\$ 353,065</u>

<sup>1</sup>Prior to actuarial present value adjustments

<sup>2</sup>Fiscal accident year "yyyy" reflects claims occurring during the period November 1, yyyy-1 to October 31, yyyy

**FACILITY ASSOCIATION**  
**ALBERTA GRID RISK SHARING POOL**  
**Notes to the Financial Statements (continued)**  
**For the year ended October 31, 2018**  
**(in thousands of Canadian dollars)**

---

**8. PROVISION FOR CLAIMS LIABILITIES (continued)**

(d) Actuarial assumptions

The following processes and key actuarial assumptions were used in the estimation of the insurance policy liabilities consisting of claims liabilities (the provision for unpaid claims whether reported or not) and premium liabilities at the reporting date:

i. Processes used to determine the assumptions

In estimating the provision for claims liabilities, the Actuary first determines the level of granularity of experience with which to perform the analysis, considering the trade-off between volume of data (more being better) and homogeneity of policy coverage/terms/expected patterns (i.e., grouping policies together where the claims experience is expected to be similar).

Once the level of granularity is decided, the Actuary estimates the nominal future claims activity (i.e., prior to any discounting of cash flows and prior to the inclusion of any provisions for adverse deviations). The Actuary considers historical levels of claims frequency and severity, and patterns of claims reporting, payment, and settlement, as well as a priori assumptions regarding claims levels, generally in reference to associated earned premiums. The Actuary augments the Alberta Grid RSP's own historical experience with industry experience, as needed. The Actuary considers historical and/or anticipated future changes to insurance policy attributes, terms, or conditions (including product changes) and to the general business environment (due to changes in the level of inflation, pending or finalized legal decisions, etc.), and makes adjustments to the historical data to better reflect current and/or projected future experience, as needed.

The Actuary models the nominal future claims reporting, payment, and settlement levels using one or more actuarial techniques as appropriate for the data and assumptions needed. Upon reviewing the results and projections under the various techniques, the Actuary makes final selections for the best estimates of the nominal claims liabilities. The Actuary also projects the future cash flows associated with the selected provision.

To discount the future cash flows to reflect the time value of money, the Actuary considers the future yield expected to be realized on the investments supporting the policy liabilities, and the expected future cash flows. The Actuary then discounts the expected future cash flows, based on the assumed yield curve structure. The discount rate used in the valuation of the Alberta Grid RSP was **0.0%** (2017: 0.0%).

The Actuary selects MfADs for claims development and for the discount rate selected, in accordance with the Standards of Practice of the Canadian Institute of Actuaries. Considerations for selections of MfADs for claims development include but are not limited to the stability of the historical development, the credibility of the historical data, and the homogeneity of the data. Considerations for the selection of MfADs for the discount rate include the nature of the assets supporting the liabilities, the level of mismatch between the duration of assets and liabilities, and the general investment environment.



**FACILITY ASSOCIATION**  
**ALBERTA GRID RISK SHARING POOL**  
**Notes to the Financial Statements (continued)**  
For the year ended October 31, 2018  
(in thousands of Canadian dollars)

**8. PROVISION FOR CLAIMS LIABILITIES (continued)**

ii. The effect of changes in assumptions

	Discount amount	Provision for adverse investment return	Provision for adverse development	Total
<b>For year ended October 31, 2018</b>				
Actuarial present value adjustments,				
beginning of year	\$ -	\$ -	\$ 35,141	\$ 35,141
Changes due to:				
change in claims liability (excluding actuarial present value adjustments)	-	-	1,733	1,733
change in selected discount rate	-	-	-	-
change in selected margins	-	-	(536)	(536)
Actuarial present value adjustments, end of year	\$ -	\$ -	\$ 36,338	\$ 36,338
<b>For year ended October 31, 2017</b>				
Actuarial present value adjustments,				
beginning of year	\$ -	\$ -	\$ 32,191	\$ 32,191
Changes due to:				
change in claims liability (excluding actuarial present value adjustments)	-	-	3,391	3,391
change in selected discount rate	-	-	-	-
change in selected margins	-	-	(441)	(441)
Actuarial present value adjustments, end of year	\$ -	\$ -	\$ 35,141	\$ 35,141

(e) Fair values

The fair values of the provision for claims liabilities and of other policy liabilities are not readily determinable given the absence of any regular market for such liabilities. The current value of the provision for claims liabilities reflects management's best estimate of the amounts required to settle claims liabilities.

(f) Structured settlements

In the normal course of claims settlements, the Alberta Grid RSP members who transferred the insurance contracts to the RSP may, when appropriate, purchase annuities from life insurance companies to provide for fixed and recurring payments to claimants ("structured settlements").

*Type 1*

In a Type 1 structured settlement, a member company who transferred the insurance contracts to the RSP has purchased an annuity, which pays directly to the claimant, and the annuity is non-commutable, non-assignable, and non-transferable.

**FACILITY ASSOCIATION**  
**ALBERTA GRID RISK SHARING POOL**  
**Notes to the Financial Statements (continued)**  
**For the year ended October 31, 2018**  
**(in thousands of Canadian dollars)**

---

**8. PROVISION FOR CLAIMS LIABILITIES (continued)**

OSFI Guideline D5 *Accounting for Structured Settlements* (“Guideline D5”) requires that claims and annuities of Type 1 structures are derecognized from the property and casualty (“P&C”) insurer’s statement of financial position.

The claimant’s recourse to the P&C insurer represents a guarantee of the annuity underwriter’s obligation to make payments to the claimant pursuant to the terms and conditions of the structured settlement. The financial guarantee on initial recognition is generally recognized at nil value. Subsequently, the guarantee is measured in accordance with IAS 37 *Provisions, Contingent Liabilities and Contingent Assets*.

*Type 2*

In Type 2 structures, the annuity is commutable, assignable, or transferable; that is, there is some form of reversionary interest or continuing right to a benefit for the P&C insurer.

For Type 2 structures, OSFI Guideline D5 requires that the annuity and insurance claim remain on the P&C insurer’s statement of financial position.

*Structured settlements and the Alberta Grid RSP*

As a result of Type 1 and Type 2 structures entered into by members, the Alberta Grid RSP is exposed to credit risk to the extent that the life insurers providing the annuity fail to fulfill their obligations. The risk is mitigated to varying degrees through the member acquiring annuities from life insurers with proven financial stability.

The maximum exposure for the Alberta Grid RSP is the discounted value of the payments outstanding on such annuities that are still in force. The Alberta Grid RSP does not have an estimate of the undiscounted outstanding payments. The Alberta Grid RSP’s potential exposure to any defaults by life insurers, taken together with coverage provided by the life insurance industry’s consumer protection plan, is assessed as minimal as at October 31, 2018 (October 31, 2017: minimal). This minimal exposure is further mitigated by the fact that any further obligations resulting from these structured settlements are joint and several on all members.

**9. FUNDS PROVIDED BY MEMBERS**

The net cash flow among members and the Alberta Grid RSP every month results in a total amount either being due to the Alberta Grid RSP by the members, or due to the members from the Alberta Grid RSP. Effective fiscal year 2018, the balance of the accumulated fund settlements reflects partial settlement of the net operating results of the Alberta Grid RSP (on a cash basis) with its members as described in Note 3(g). The balance of accumulated fund settlements with members as at October 31, 2018, is composed of the following:

**FACILITY ASSOCIATION**  
**ALBERTA GRID RISK SHARING POOL**  
**Notes to the Financial Statements (continued)**  
For the year ended October 31, 2018  
(in thousands of Canadian dollars)

**9. FUNDS PROVIDED BY MEMBERS (continued)**

Fiscal year	Premiums for risks transferred	Claims and claims adjusting expenses paid	Expenses paid	Cumulative surplus settled with members	Funds (provided) / held by members
2018	\$ 157,320	\$ 137,236	\$ 47,615	\$ 360,961	\$ (388,492)
2017	156,557	129,338	46,407	-	(19,188)
2016 and prior	2,701,012	1,529,900	790,963	-	380,149
	<b>\$ 3,014,889</b>	<b>\$ 1,796,474</b>	<b>\$ 884,985</b>	<b>\$ 360,961</b>	<b>\$ (27,531)</b>
Within one year					\$ (27,531)
More than one year					\$ -

**10. CLAIMS AND CLAIMS EXPENSES INCURRED**

	2018	2017
Claims paid	\$ 132,778	\$ 124,310
Claims-related expenses	4,458	5,028
Increase in provision for claims liabilities	10,300	26,781
	<b>\$ 147,536</b>	<b>\$ 156,119</b>

Total claims expenses include the cost of claims events that occurred in the current financial year and a reassessment of the claims events that occurred in all previous financial periods.

**11. RELATED-PARTY TRANSACTIONS**

All related-party transactions are considered to be in the normal course of business and are measured at the exchange amount, which is the amount of consideration as agreed to between the related parties.

(a) Compensation of key management personnel

The Association's key management compensation was allocated to the Alberta Grid RSP as follows:

	2018	2017
Salaries, bonuses, and other short-term employee benefits	\$ 158	\$ 139
Healthcare benefits	5	4
Pension benefits	37	72
Independent directors' fees	5	5
	<b>\$ 205</b>	<b>\$ 220</b>

**FACILITY ASSOCIATION**  
**ALBERTA GRID RISK SHARING POOL**  
**Notes to the Financial Statements (continued)**  
For the year ended October 31, 2018  
(in thousands of Canadian dollars)

---

**11. RELATED-PARTY TRANSACTIONS (continued)**

(b) Commitments to the Association's administration expenses

Insurance pools under management are committed to reimburse their share of any expenses the Association incurred while managing these insurance pools on behalf of their members. The allocation is based on an annual study of time worked on these insurance pools by the Association's staff and is reviewed by the Association's Accounting Committee annually. All administrative expenses are initially paid by the FARM and subsequently reimbursed by the RSPs and UAFs. This generates intercompany amounts due to and from these insurance pools. In addition, settlements of cash made through a single payment by members to the Alberta Grid RSP and other insurance pools under management can create intercompany balances among these insurance pools.

In 2018, the Alberta Grid RSP's share of the Association's administration expenses was as follows:

	<u>2018</u>	<u>2017</u>
Head office and operations	\$ 661	\$ 591
Data processing	248	211
Professional fees	159	144
	<u>\$ 1,068</u>	<u>\$ 946</u>

The Association participates in the Insurance Bureau of Canada Staff Pension Plan (the "Plan") where the IBC is the Plan Administrator. The Plan design includes both a defined contribution plan and a defined benefit plan. The most recent valuation of the Plan was done as at December 31, 2017 with the next valuation date being December 31, 2020. During the year ended October 31, 2018, the Association recognized costs of \$17 (2017: \$14) in respect of the defined contribution plan and costs of \$40 (2017: \$30) in respect of the defined benefit pension plan. These expenses are included in head office and operations expenses in the above table.

The following balances are due to or from other insurance pools under management as at October 31, unless otherwise noted:

	<u>2018</u>	<u>2017</u>
Accounts receivable from the Residual Market and Uninsured Automobile Funds, and other pools:		
Residual Market and Uninsured Automobile Funds	\$ -	\$ -
Ontario RSP	261	21
	<u>\$ 261</u>	<u>\$ 21</u>
Accounts payable to the Residual Market and Uninsured Automobile Funds, and other pools:		
Residual Market and Uninsured Automobile Funds	\$ 281	\$ 238
Alberta Non-Grid RSP	233	9
	<u>\$ 514</u>	<u>\$ 247</u>

The related-party balances are non-interest bearing and due on demand.

**FACILITY ASSOCIATION**  
**ALBERTA GRID RISK SHARING POOL**  
**Notes to the Financial Statements (continued)**  
**For the year ended October 31, 2018**  
**(in thousands of Canadian dollars)**

---

**12. FAIR VALUES**

Fair value represents the amount of the consideration that would be agreed upon in an arm's length transaction between knowledgeable, willing parties. Management considers quoted market prices as the most reliable source of fair value for actively traded securities. Where market prices are unavailable, management's best estimate based on a range of methodologies and assumptions may be used. Because these estimates involve uncertainties, the fair values may not reflect the amount realizable on immediate settlement.

The fair values of funds held by members and of other amounts due to and from members reflect the results of operations shared by members. These amounts are due on demand and, accordingly, management considers that the carrying amounts approximate fair value.

Other payable and receivable amounts are short term, and management considers their recorded amounts approximate to their fair value.

**13. MANAGEMENT OF CAPITAL**

The Alberta Grid RSP is not required to maintain its own capital. The Alberta Grid RSP allocates its transactions and balances to members, and those members are responsible for maintaining appropriate capital to support those transactions and balances in accordance with applicable insurance regulatory requirements.

**14. RISKS AND RISK MANAGEMENT**

The Board is responsible for providing the stewardship and oversight of management and operations of the Association, including oversight responsibilities with respect to risk management. The Plan gives the Board express authority to consider and approve the enterprise risk management ("ERM") framework, risk appetite, ERM approval authorities, risk domains to be on the ERM watch, and action plan annually, and review results thereunder. The Audit and Risk Committee is responsible for monitoring the Board approved ERM plan.

The Board is supported by committees of the Board and by the Association's management who are, in turn, supported by various committees (see chart that follows). The majority of the committees' members are volunteers from the Association's members and brokerages that are part of the automobile insurance industry in Canada.

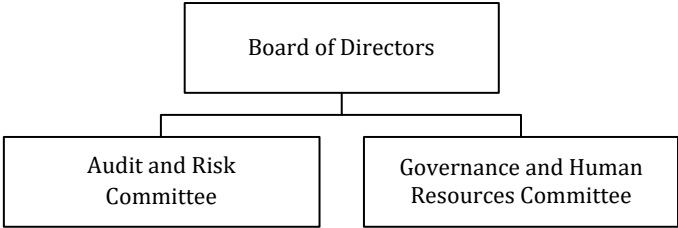
The Board is composed of sixteen directors, ten of whom are elected or appointed from among representatives of members. Three are elected or appointed from among any persons approved by the Insurance Brokers Association of Canada, and two are elected or appointed as independent directors. The Board appoints the Association's President and Chief Executive Officer who is a director by virtue of his or her office.

**FACILITY ASSOCIATION  
ALBERTA GRID RISK SHARING POOL  
Notes to the Financial Statements (continued)  
For the year ended October 31, 2018  
(in thousands of Canadian dollars)**

---

**14. RISKS AND RISK MANAGEMENT (continued)**

The chart below shows the governance structure of the Association followed by detailed descriptions of its various committees.



The Audit and Risk Committee is responsible for exercising due diligence on matters related to but not limited to the internal control environment; regulatory, underwriting, and claims compliance audits, and internal audits; accounting policy and practice; work of the Actuary; work of external auditors; and the Association’s overall ERM. ERM encompasses the processes undertaken by the Association to identify, measure, monitor, and report on risks and their impact on the Association’s objectives. The overall objective of ERM for the Association is to establish a consistent and sustainable approach for risk management that is integrated and aligned with the strategic management processes of the Association, allowing for the proactive management of risk to the Association’s objectives. The committee recommends the appointment of the Independent Auditor to the membership when required. The committee’s responsibilities with respect to ERM include monitoring major risk exposures and emerging risks, annually reviewing the Association’s overall ERM framework and the effectiveness of these processes, and, when appropriate, reviewing and addressing management’s corrective actions for deficiencies, including communication about escalating risk, crisis preparedness, and recovery plans.

The Governance and Human Resources Committee is responsible for key aspects of corporate governance, including making recommendations regarding the selection and appointment of the Chair of the Board and Deputy Chair of the Board, nominating persons for election or appointment to the Board, and appointing committee members where approval of the Board is not specifically required. The committee considers and approves performance plans and compensation arrangements with respect to executive management, and considers and approves human resources policies for the Association.

*The Association’s management benefits from the input of the following Advisory Committees.*

The role of the Rates and Rules Committee is to review and support management’s recommendations on pricing for the FARM, and therefore to ensure that Association rates remain adequate and generally above the marketplace. The committee also reviews and supports recommendations from staff on rule changes for both the FARM and the RSPs, ensuring that the Association does not become inadvertently competitive. This committee also provides market intelligence in case dynamics in the marketplace change and cause the Association’s volumes to change.

**FACILITY ASSOCIATION**  
**ALBERTA GRID RISK SHARING POOL**  
**Notes to the Financial Statements (continued)**  
**For the year ended October 31, 2018**  
**(in thousands of Canadian dollars)**

---

**14. RISKS AND RISK MANAGEMENT (continued)**

The role of the Claims Committee is to support the Association's management and the Provincial Operating Committees for claims-related matters, which include but are not limited to the review of large losses as outlined in the Claims Guide, deciding on coverage and/or liability in disputed claims, and advising on issues that are industry-related to properly interpret their meaning and impact in relation to the Association procedures.

The role of the Provincial Operating Committees is to review applications for bad debt write-offs due to non-payment from a broker or agent, and to provide a recommendation to the Association to accept or reject the write-off. This committee also reviews appeals by servicing carriers, brokers, or insureds when the rules cause undue hardship in individual cases only. The Provincial Operating Committees review relevant applications from new brokers for appointment to a servicing carrier.

The role of the Accounting Committee is to review and support the Association management on auditing and accounting, as required, including but not limited to developing accounting procedures for servicing carriers, the insurance pools under management, and the Association's head office. It also reviews the format and content of various reports for members that are produced on a monthly or annual basis.

The role of the Actuarial Committee is to provide technical advice to the Association management and the Actuary on actuarial issues and processes, particularly as they relate to the valuation of policy liabilities, trends, and insurance product pricing.

The Association is committed to designing, implementing, and operating a system of internal control procedures that is appropriate to the needs of the services provided and to ensuring member data is securely processed and professionally managed. Management has established internal control policies and procedures according to the key control objectives relevant to the service provided, and these control standards are as set forth under the Canadian Standard on Assurance Engagements 3416 *Reporting on Controls at a Service Organization* ("CSAE 3416").

The Association uses a risk management framework to assist in categorizing, monitoring, and managing the risks to which it is exposed. The Association currently categorizes risks that the Alberta Grid RSP is exposed to due to its significant business activities as insurance contracts risk, credit risk, interest rate risk, liquidity risk, and other risks.

The strategy for managing these risks has not changed from the prior year. The following describes how the Association manages the Alberta Grid RSP's risks within each of these categories.

(a) Insurance contracts risk

Insurance contracts risk is that of adverse financial results arising from the issuance of insurance policies. This is a key risk associated with operating the Alberta Grid RSP arising from allowing the members to transfer the applicable percentage of automobile insurance contracts that satisfies the eligibility requirements. The concentration of insurance risk is composed entirely of private passenger automobile risks located in Alberta. The risk management activities can be broadly separated into underwriting, claims management, and valuation of policy liabilities.

**FACILITY ASSOCIATION**  
**ALBERTA GRID RISK SHARING POOL**  
**Notes to the Financial Statements (continued)**  
For the year ended October 31, 2018  
(in thousands of Canadian dollars)

---

**14. RISKS AND RISK MANAGEMENT (continued)**

*Underwriting*

The Alberta Grid RSP's result for the period is sensitive to insurance risk. Subject to the transfer rules set out in the Plan, the members that issue policies on their own accounts and at their own rate may transfer the whole of the policy or a portion thereof to the RSP. Sensitivity to insurance risk is managed by setting appropriate policy limits within the laws of Canada.

The Association's Audit and Compliance Department is responsible for conducting periodic underwriting audits on members to ensure compliance with Alberta Grid RSP underwriting rules and guidelines, and for reporting all non-compliance to the Association's Audit and Risk Committee, and all material non-compliance to the Board.

*Claims management*

The members who transferred insurance contracts to the Alberta Grid RSP are responsible for handling claims transactions, including claim payments; recording provisions for outstanding claims; and collecting subrogation/salvage recoveries on a timely and accurate basis on behalf of the Alberta Grid RSP. The Claims Committee, consisting of representatives from members, will review large claims and make recommendations on case reserves and strategies to bring claims to a conclusion as well as provide support to the Provincial Operating Committees in deciding on coverage and/or liability in disputed claims.

The Association's Audit and Compliance Department is responsible for conducting periodic claims audits on members to ensure compliance with Alberta Grid RSP claims management rules and guidelines, and for reporting all non-compliance to the Association's Audit and Risk Committee, and all material non-compliance to the Board.

*Valuation of policy liabilities*

Risk management activities related to the valuation of policy liabilities are undertaken to ensure that the data used for the valuation process is appropriate, accurate, and complete for the purposes of the valuation; the valuation is conducted using appropriate actuarial models, methodologies, and assumptions, and follows applicable Standards of Practice of the Canadian Institute of Actuaries; the valuations occur at an appropriate frequency; the work of the Actuary is periodically peer reviewed by a qualified third party; and the results are appropriately reflected in the financial statements.

Policy liabilities consist of claims liabilities (as relates to the expired portion of issued insurance policies) and other policy liabilities (as relates to the unexpired portion of issued insurance policies).

The provision for unpaid claims consists of:

- case reserves, which are estimates established on a case-by-case basis by the claims adjusters of members who transferred insurance contracts to the Alberta Grid RSP;
- a provision for IBNR claims amounts, which is determined by the Actuary to allow for future loss development on recorded claims and for claims that have occurred but have not yet been recorded by the Association; and



**FACILITY ASSOCIATION**  
**ALBERTA GRID RISK SHARING POOL**  
**Notes to the Financial Statements (continued)**  
For the year ended October 31, 2018  
(in thousands of Canadian dollars)

---

**14. RISKS AND RISK MANAGEMENT (continued)**

- actuarial present value adjustments, including the recognition of the time value of money (commonly referred to as “discounting”) and the addition of provisions for adverse deviations.

Other policy liabilities consist of:

- the liability for unearned premiums;
- an asset for deferred policy acquisition costs (subject to a test of recoverability, taking into account actuarial present value adjustments); and
- a liability for a premium deficiency (taking into account actuarial present value adjustments), if applicable.

Additional information on the determination of the other policy liabilities and claims liabilities is provided in Notes 3(d) and (e), respectively.

The Actuary, in conjunction with the Association’s Actuarial Department, ensures that the data used in the valuation process is appropriate, accurate, and complete, and that the valuation is conducted using appropriate actuarial models, methodologies, and assumptions, and follows applicable Standards of Practice of the Canadian Institute of Actuaries.

Management ensures that appropriate controls are in place and working effectively to provide reasonable assurance that the results of the valuation are accurately incorporated into the financial statements. These controls are reviewed periodically by the Association’s Internal Audit and Enterprise Risk Management Department and its external services auditors through an annual CSAE 3416 audit process.

On a periodic basis, management engages qualified third parties to peer review the valuation process and results to ensure compliance with the Standards of Practice of the Canadian Institute of Actuaries.

The Association’s Actuarial Department provides feedback to management and the Internal Audit and Enterprise Risk Management Department on applicable findings and trends uncovered during their periodic valuation of policy liabilities.

*Sensitivity to insurance risk*

The risks associated with the Alberta Grid RSP are subject to a number of variables that complicate quantitative sensitivity analysis. The principal assumption underlying the claims liabilities estimates is that the members’ future claims development will follow a similar pattern to past claims development experience. Claims liabilities estimates are also based on various quantitative and qualitative factors, including:

- average claims costs including claim handling fees;
- average claims by accident year;
- trends in claims severity and frequency; and

**FACILITY ASSOCIATION**  
**ALBERTA GRID RISK SHARING POOL**  
**Notes to the Financial Statements (continued)**  
For the year ended October 31, 2018  
(in thousands of Canadian dollars)

**14. RISKS AND RISK MANAGEMENT (continued)**

- other factors, such as inflation, expected or in-force government pricing and coverage reforms, and the level of insurance fraud.

(b) Credit risk

Credit risk is that of adverse financial results arising from the failure of a debtor to make payments when due. The Alberta Grid RSP is exposed to this risk through accounts receivable from members, amounts due from members, and through Type 1 and Type 2 structured settlement annuities.

While credit risk associated with receivables is limited ultimately by the fact that obligations are joint and several on all members, the Association monitors receivables monthly and follows up as appropriate to limit aged receivables. Further, because all licensed automobile insurance companies in the jurisdictions the Association serves are required to be members of the Association by operation of law, the financial strength of the Association is effectively the financial strength of the automobile insurance industry in the jurisdictions the Association serves. The Association also monitors large balances of any member group for concentration risk.

As at October 31, 2018 and 2017, the maximum exposure to credit risk is the value of assets recorded in the statement of financial position. The following table shows the maximum risk positions of assets according to their contractual maturity or expected cash flow dates:

	Less than 1 year	1 to 3 years	3 to 5 years	More than 5 years	Total	Carrying value in the statement of financial position
<b>As at October 31, 2018</b>						
Cash in bank	\$ 2,408	\$ -	\$ -	\$ -	\$ 2,408	\$ 2,408
Accounts receivable from members	7,048	-	-	-	7,048	7,048
Accounts receivable from the Residual						
Market and UAFs, and other pool:	261	-	-	-	261	261
Other assets	4	-	-	-	4	4
Funds held by members	-	-	-	-	-	-
Amounts due from members	467,721	-	-	-	467,721	467,721
	<b>\$ 477,442</b>	<b>\$ -</b>	<b>\$ -</b>	<b>\$ -</b>	<b>\$ 477,442</b>	<b>\$ 477,442</b>
<b>As at October 31, 2017</b>						
Cash in bank	\$ 2,264	\$ -	\$ -	\$ -	\$ 2,264	\$ 2,264
Accounts receivable from members	6,284	-	-	-	6,284	6,284
Accounts receivable from the Residual						
Market and UAFs, and other pool:	21	-	-	-	21	21
Other assets	2	-	-	-	2	2
Funds held by members	360,961	-	-	-	360,961	360,961
Amounts due from members	69,968	-	-	-	69,968	69,968
	<b>\$ 439,500</b>	<b>\$ -</b>	<b>\$ -</b>	<b>\$ -</b>	<b>\$ 439,500</b>	<b>\$ 439,500</b>

Credit risk also arises from structured settlements. This credit risk arises from the structured settlement annuity failing to pay cash to the claimant. Management considers that the maximum

**FACILITY ASSOCIATION**  
**ALBERTA GRID RISK SHARING POOL**  
**Notes to the Financial Statements (continued)**  
**For the year ended October 31, 2018**  
**(in thousands of Canadian dollars)**

---

**14. RISKS AND RISK MANAGEMENT (continued)**

credit risk exposure to Type 2 structured settlements is equal to the discounted present value of the payments outstanding on annuities that are still in force. Management does not currently have

an estimate of the maximum credit risk arising from structured settlements relevant to the Alberta Grid RSP. Obligations resulting from these structured settlements are joint and several on all members.

(c) Interest rate risk

Interest rate risk is adverse financial results arising from changes in the value of financial instruments in response to a change in interest rates. The Alberta Grid RSP has policies in place to measure and manage this risk. These policies consider the unique characteristics of the underlying liabilities, including but not limited to expected payouts and liquidity requirements. Risk measurement considers potential changes under a variety of interest rate scenarios.

The estimated impact on the statement of operations of an immediate parallel decrease of **0.25%** in interest rates as at October 31, 2018 (2017: 0.25%), across the yield curve in all markets would be a decrease in excess (deficiency) of revenue over expenses and equity of **\$0** (2017: \$0). Conversely, an immediate parallel increase of 0.25% in interest rates would result in an estimated increase in excess (deficiency) of revenue over expenses of **\$0** (2017: \$0).

(d) Liquidity risk

Liquidity risk is the risk of adverse financial results arising from having to liquidate assets in order to meet all cash flow obligations as they become due.

Accounts payable to members and amounts due to members are subject to liquidity risk arising from the potential failure of a member or members to respond to a cash call or assessment by the Alberta Grid RSP. Liquidity risk is minimal for the Alberta Grid RSP since members are required to settle all balances as they become due on a monthly basis. This exposure is further mitigated through such obligations being joint and several on all members. The exposure of the Alberta Grid RSP to liquidity risk as at October 31, 2018 and 2017, is portrayed by the table on the next page; it presents insurance and financial liabilities according to their contractual maturities or expected cash flow dates.

**FACILITY ASSOCIATION**  
**ALBERTA GRID RISK SHARING POOL**  
**Notes to the Financial Statements (continued)**  
For the year ended October 31, 2018  
(in thousands of Canadian dollars)

**14. RISKS AND RISK MANAGEMENT (continued)**

	Less than 1 year	1 to 3 years	3 to 5 years	More than 5 years	Total	Carrying value in the statement of financial position
<b>As at October 31, 2018</b>						
Accounts payable to members	\$ 9,147	\$ -	\$ -	\$ -	\$ 9,147	\$ 9,147
Accounts payable to the Residual Market and UAFs, and other pools	514	-	-	-	514	514
Other accounts payable	53	-	-	-	53	53
Unearned premium liabilities	88,089	-	-	-	88,089	88,089
Provision for claims liabilities	90,515	126,593	76,813	59,144	353,065	353,065
	<b>\$ 188,318</b>	<b>\$126,593</b>	<b>\$ 76,813</b>	<b>\$ 59,144</b>	<b>\$ 450,868</b>	<b>\$ 450,868</b>
<b>As at October 31, 2017</b>						
Accounts payable to members	\$ 8,285	\$ -	\$ -	\$ -	\$ 8,285	\$ 8,285
Accounts payable to the Residual Market and UAFs, and other pools	247	-	-	-	247	247
Other accounts payable	38	-	-	-	38	38
Unearned premium liabilities	91,739	-	-	-	91,739	91,739
Provision for claims liabilities	85,773	162,146	68,775	26,071	342,765	342,765
	<b>\$ 186,082</b>	<b>\$ 162,146</b>	<b>\$ 68,775</b>	<b>\$ 26,071</b>	<b>\$ 443,074</b>	<b>\$ 443,074</b>

(e) Other risks

Other risks include those of adverse financial results arising from operational activities. Various underwriting and claims-related amounts are subject to risks of incorrect processing that could cause financial statement misstatements or operational difficulties, including requirements to correct amounts previously received from or paid to insureds. These risks are mitigated through systems controls and edits, quality control monitoring, and periodic audits within the Association and that the Association conducts of members who have transferred insurance policies or portions thereof to the RSP.

**15. AUTHORIZATION OF THE FINANCIAL STATEMENTS**

These financial statements were authorized for issue by the Board on February 19, 2019.